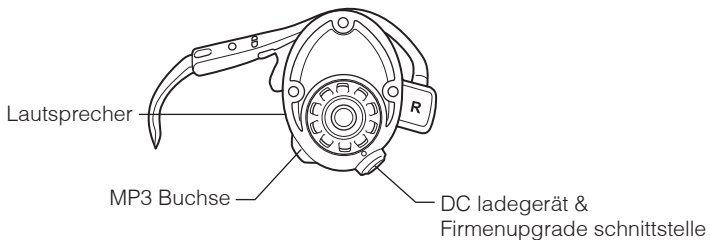
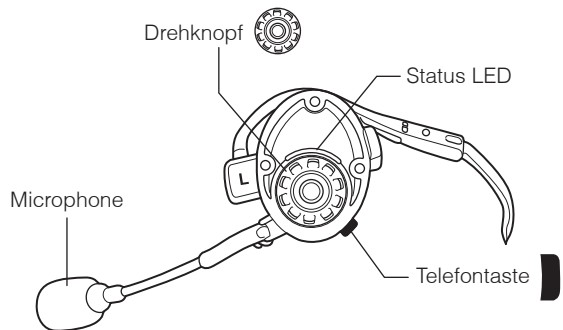


SPH10 Schnellstartanleitung



Eine komplette Version der Anleitung kann unter folgendem Link heruntergeladen werden: www.sena.com.

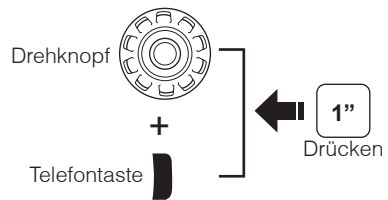


Tastenbedienung

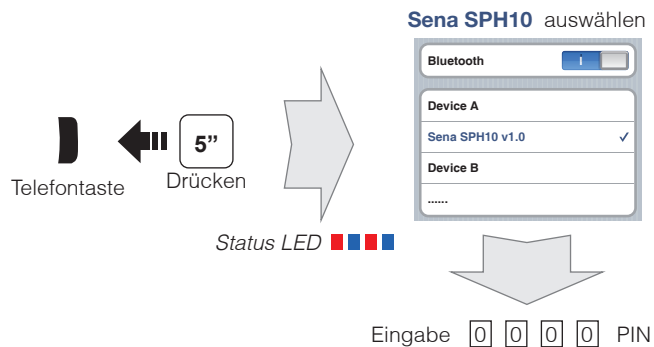
Tastendruck Drücken 1" Tastendruck für 1 Sek

1

Power An/Aus

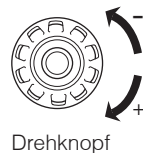


Bluetooth Kopplung Telefon, MP3 und GPS



2

Lautstärkeanpassung



Handy



Antworten



Ende



Stimmbefehl



Kurzwahl



Abweisen

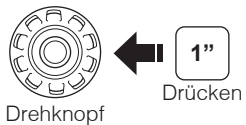


Anrufweiterleitung



3

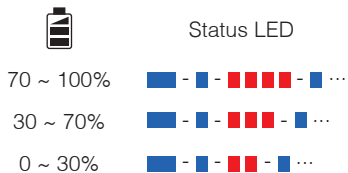
Musik



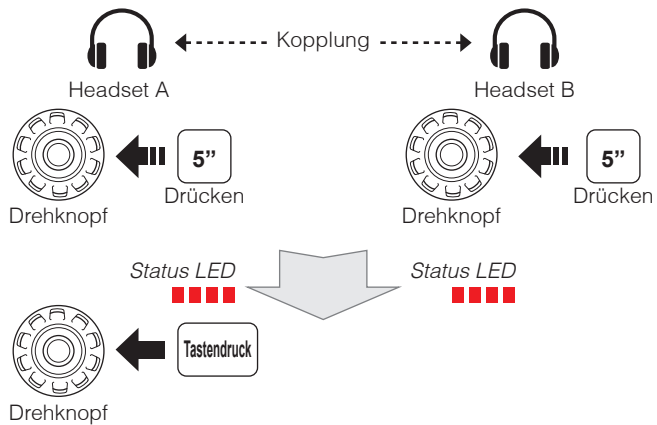
Batteriekontrolle



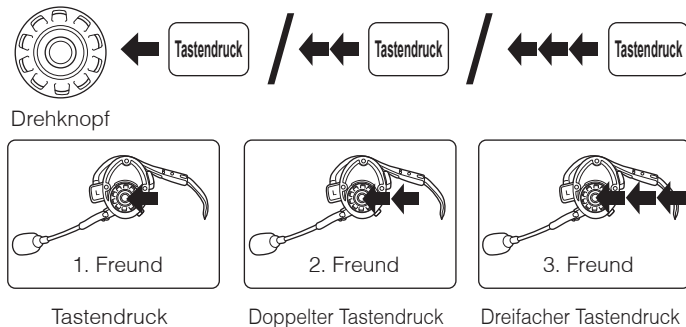
Power An



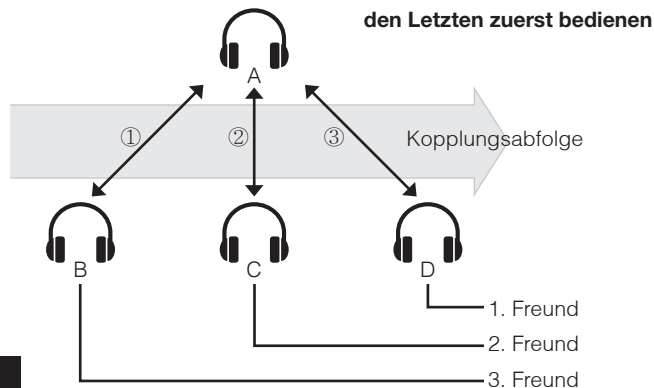
Headset Kopplung Intercom



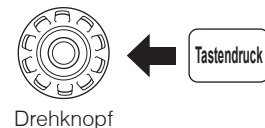
Starten Intercom



Kopplung mehrerer Headsets Intercom



Beenden Intercom



Eine komplette Version der Anleitung kann unter folgendem Link heruntergeladen werden: www.sena.com.

Sena Technologies, Inc.

www.sena.com

Kundenbetreuung : support.senablueetooth.com

E-mail : support@sena.com

